

University of Alaska Graduate Survey 2011

*Prepared for:
University of Alaska*

December 2011

University of Alaska Graduate Survey 2011

*Prepared for:
University of Alaska*

Prepared by:



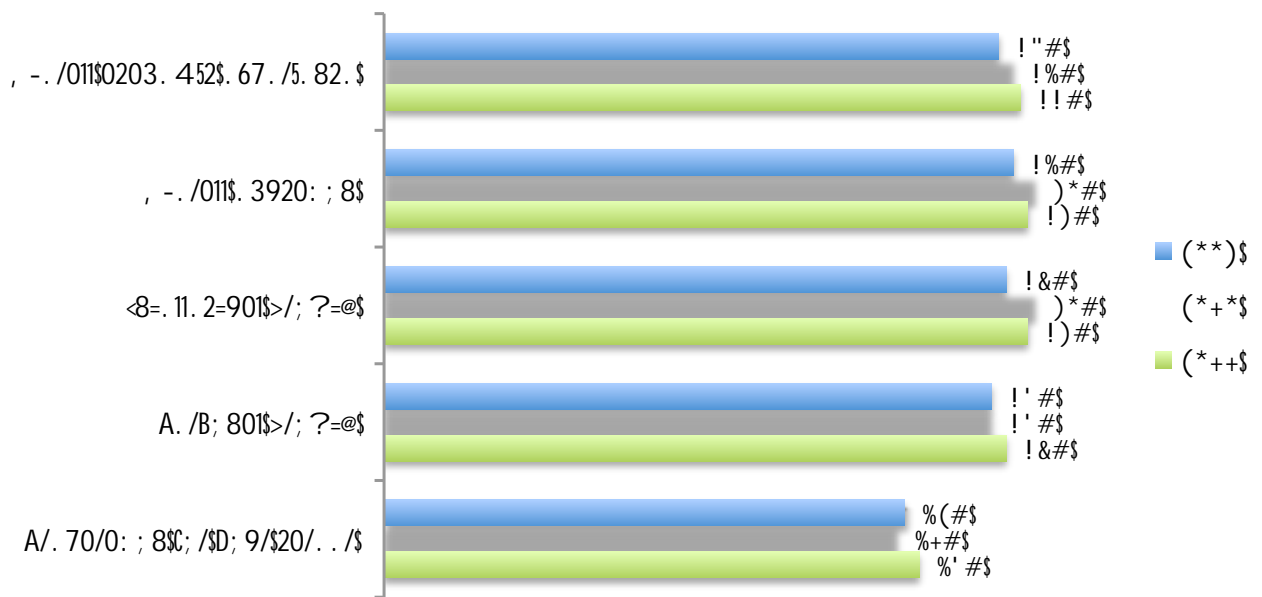
G R O U P

Juneau • Anchorage

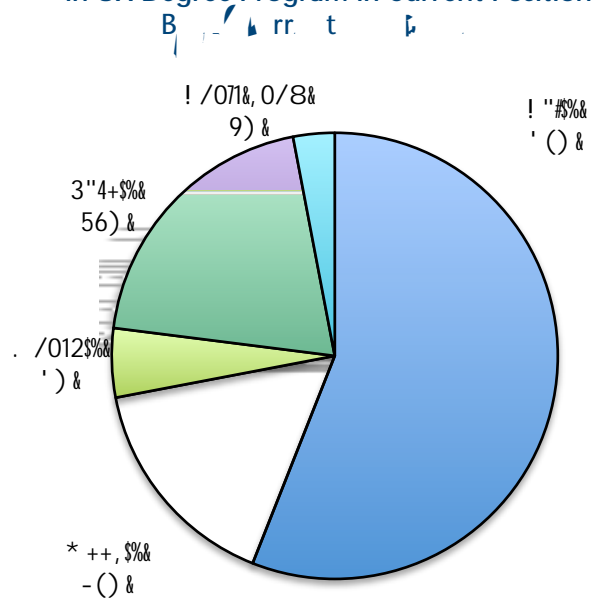
December 2011

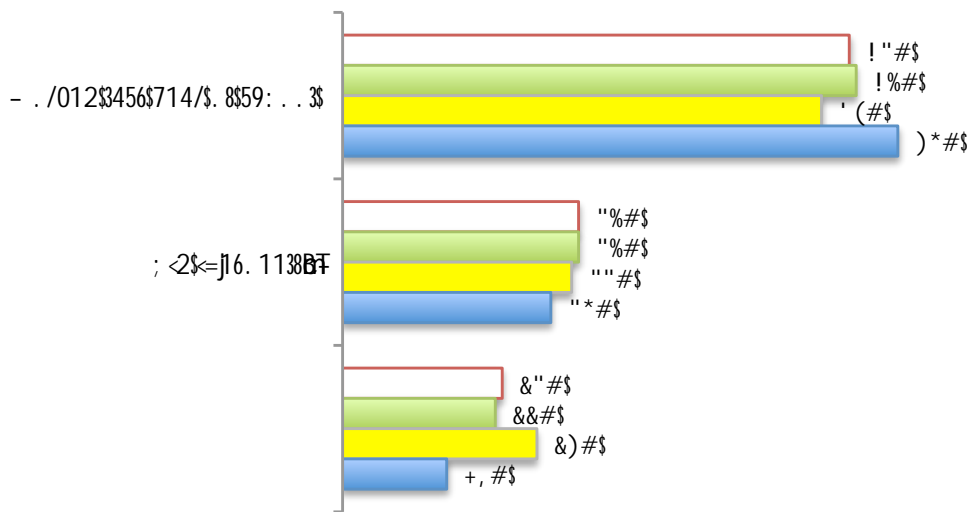
Table of Contents

Executive Summary	1
Introduction and Methodology	6
Satisfaction with University of Alaska	7
Factors in Degree Attainment	13
Activities, Work, and Internships While Attending UA.....	16
Post-Graduation Plans and Employment.....	26
Job Search.....	38
Continuing Education.....	48
UA Graduate Profile	57
Appendix.....	58
Survey Instrument.....	78



Frequency of Using Knowledge/Skills Gained in UA Degree Program in Current Position





Introduction and Methodology

Introduction

The first part of the book introduces the reader to the study of the history of the United States in the 20th century. It covers the period from 1900 to 2011. The second part of the book discusses the methodology used in the study. It covers the various sources of information used, the methods of data collection, and the analysis of the data.

Methodology

The methodology used in this study is a combination of quantitative and qualitative methods. Quantitative methods include the use of statistical analysis to identify trends and patterns in the data. Qualitative methods include the use of interviews and focus groups to explore the experiences and perspectives of individuals. The study also includes a review of the literature to provide context for the findings. The data was collected from a variety of sources, including government records, newspaper archives, and personal interviews. The analysis of the data was conducted using a combination of statistical software and manual coding. The results of the study are presented in the following chapters.

Planning and Goals

What are your plans for the future?

- In 2011, 88% of respondents planned to continue their education beyond their current program.
- Respondents who were currently employed planned to continue their education beyond their current program at a rate of 88%.

Which of the following statements best describes your plans when you started your degree/certificate program with UA?

	TOTAL n=1,145	UAA n=676	UAF n=344	UAS n=126
I plan to continue my education beyond my current program.	88	88	89	89
I plan to complete my current program and then decide if I want to continue my education.	5	6	5	4
I plan to complete my current program and then work.	6	6	6	7

- Respondents who were currently employed planned to continue their education beyond their current program at a rate of 88%.

- Respondents who are currently working in that field are shown in the following table. The majority of respondents who are currently working in that field are from the UAF (60%) and UAS (16%).
- The majority of respondents who are currently working in that field are from the UAF (60%) and UAS (16%).

Are you currently working in that field?

By degree type

	TOTAL n=623	UAA n=306	UAF n=248	UAS n=86
Yes	71	71	69	77
No	29	29	31	23

- Respondents who are currently pursuing that degree are shown in the following table. The majority of respondents who are currently pursuing that degree are from the UAF (60%) and UAS (16%).

Are you currently pursuing that degree?

By degree type

	TOTAL n=623	UAA n=306	UAF n=248	UAS n=86
Yes	71	71	69	77
No	29	29	31	23

Field of Study

- **Business** (23 percent)
 - **Accounting** (7 percent)
 - **Finance** (5 percent)
 - **Management** (14 percent)
 - **Marketing** (7 percent)
- **Education** (76 percent)
 - **Elementary** (74 percent)
 - **Secondary** (2 percent)
- **Art/Health/Other** (19 percent)
 - **Art** (16 percent)
 - **Health** (3 percent)
 - **Other** (18 percent)

TRENDS

- **Business** (2010: 57 percent, 2011: 59 percent)
 - **Accounting** (2010: 14 percent, 2011: 14 percent)
 - **Finance** (2010: 5 percent, 2011: 5 percent)
 - **Management** (2010: 14 percent, 2011: 14 percent)
 - **Marketing** (2010: 7 percent, 2011: 7 percent)
- **Education** (2010: 76 percent, 2011: 74 percent)
 - **Elementary** (2010: 74 percent, 2011: 74 percent)
 - **Secondary** (2010: 2 percent, 2011: 2 percent)
- **Art/Health/Other** (2010: 19 percent, 2011: 16 percent)
 - **Art** (2010: 16 percent, 2011: 16 percent)
 - **Health** (2010: 3 percent, 2011: 3 percent)
 - **Other** (2010: 18 percent, 2011: 18 percent)

If you could start your college career all over again, would you choose the same field of study?

	TOTAL		UAA		UAF		UAS	
	2010 n=1,133	2011 n=1,145	2010 n=648	2011 n=582	2010 n=350	2011 n=422	2010 n=130	2011 n=141
Yes	57	59	57	58	52	60	65	62
No	14	14						

•

How important were each of the following factors in helping you attain your degree?



- A \ -w p b t -w k r t l r t t . 2011 , r b t -w k -w l . t l . t r , -w
 p r t t l . p , t l . t t t l r , r . / r t t
- Tl . t t t t r -w b b r t r t 23 p r . t t t -w k -w
 , , t l (18 p r . t) , r , / b t t r t t (t l t 1 4
 p r . t)
 - -w A r b t -w r r k t t b b r t (26 p r . t) -w p r t -w (21 p r . t)
 l -w r b t (15 p r . t)
 - Tl . b r -w r -w t t t k / t t t 2 4

Activities, Work, and Internships While Attending UA

ACTIVITIES WHILE ATTENDING UA

- ... (54 ...) ... 33 ...
- ... 28 ... 62 ...
- ... 49 ... 40 ... 69 ...
- ... (25 ...) ... (18 ...) ... (12 ...) ... (10 ...)

TRENDS

- ... 2010 ... 2011
- ... 6 ...

While you were attending UA, did you participate
in any of the following groups or activities?

TOTAL		UAA		UAF		UAS	
2010	2011	2010	2011	2010	2011	2010	2011
n=1,133	n=1,145	n=648	n=582	n=350	n=422	n=130	n=141

Analysis By Degree Type

	AA/CT		BA		MA/PhD	
	2010 n=303	2011 n=299	2010 n=475	2011 n=513	2010 n=267	2011 n=271

Attorney General

27

↓ g ↓ e Att e g A

• A | rt \ 7 1 r k t

Was your internship coordinated through your campus Career Services Office?

Post-Graduation Plans and Employment

Post-Graduation Plans

- Report to work

- a é f é e é

A r t t r t r k r t r k r t r r

In what industry are you currently employed?

Business Administration



What occupation or position do you hold?

aa a e e ft

- TI t r r k t r r t \$5,000, \$75,000 (20 b. r. t) \$35,001, \$50,000 (17 b. r. t) TI r \$36,100
- AA/ T (45 b. r. t) B A, r k t (46 b. r. t) r k t r t r r \$35,000
 r \$(0, 36 (6 (0), 36 (), 43 (), 8 (), 23 (), 15 (r) 42 (), 8 (), 15 (), 39 (), 8 (t) 39 (), 1 () 000 0 0 4), 13 (

(63 percent) reported that they were satisfied with their current position. 79 percent reported that they were satisfied with their current position. 56 percent reported that they were satisfied with their current position. 56 percent reported that they were satisfied with their current position. 61 percent reported that they were satisfied with their current position. 44 percent reported that they were satisfied with their current position. 41 percent reported that they were satisfied with their current position. 31 percent reported that they were satisfied with their current position.

... 2011. ... 2010. ... 2010. ... 2011. ... 2011.

Which of the following benefits are in your current position.

TAL	UAA		UAF		UAS	
	2010 n=433	2011 n=364	2010 n=204	2011 n=253	2010 n=73	2011 n=82
66	67	65	64	66	81	69
63	65	62	63	60	79	71
48	51	46	50	53	67	50
37	37	38	33	34	38	40
29	30	29	31	30	33	28
7	8					

ff t f ga

- x t t r t (s8 r. t) r t

Can you estimate how many job offers you received?

B

TOTAL		UAA		UAF	UAS
2010	2011	2010	2011		
n=539	n=546	n=332	n=334		

• f t t

- The t r r t t r r t t t t r m t t t

e f A ä e e v e

- A t r r t (23 r t) t r r r t t t r r t (15 r t) r r t (22 r t)
- B r t r k t t r r r t 28 r t r t 23 r t AA/ T r t 16 r t MA/ l r t
- r r r t r l r k t l

Why didn't you use the Career Services Office?

	TOTAL		UAA		UAF		UAS	
	2010 n=792	2011 n=817	2010 n=451	2011 n=488	2010 n=230	2011 n=232	2010 n=107	2011 n=97
Are you currently employed?	33	31	33	31	33	27	36	38
What is your major?	31	33	34	37	23	27	34	29
How did you learn about the Career Services Office?	26	26	25	27	26	26	26	24
What is your current status?	23	23	22	23	25	25	22	15
What is your current location?	8	12	9	12	8	15	7	4
What is your current grade level?	8	7	5	6	6	6	26	17
What is your current major?	5	5	5	5	5	6	4	4
What is your current minor?	3	1						

Key Fact - What A Career Service

- 61 percent of respondents reported that their experience with the Career Services Office was "very good" or "excellent." 22 percent reported that their experience was "fair" or "poor." 16 percent of respondents reported that their experience was "very poor" or "not at all good." (30 percent of respondents reported that their experience was "very poor" or "not at all good.")

TRENDS

- In 2010, 61 percent of respondents reported that their experience with the Career Services Office was "very good" or "excellent." In 2011, 65 percent of respondents reported that their experience was "very good" or "excellent."

Overall, how satisfied were you with your Career Services Office experiences?



e t e t tat

- A t t r r t (34 r t) t r m t r r r t
- AA/ T r r t t k t r 52 r t r t 31 r t B A
r t 21 r t MA/ l r t
- V / r r t t k t m t r (48 r t) r t
A r t / t / (36 r t) M t l / t r (34 r t)
t (32 r t) r r (31 r t) B / A (26 r t) H t l (21
r t)
- t l r m t r 83 r t r t 1 r t A k
r t 13 r t t l t A k 2 r t r t
r r r r t r k t t t l t l r t r 74 r t r 3
r t r 62 r t r
- t l r r t r m t r 83 r t r r r r
r r t r r r H t l r t r t r k t r r

Current Enrollment Activities (cont'd)

Budgetary

TOTAL		UAA	UAF	UAS
2010	2011	2010		
n=311	n=317	n=170		

Current Enrollment Activities, by Type of Degree Recently Obtained

	AA/CT n=149	BA n=153	MA/PhD n=58
Are you pursuing a degree?			
Yes	94	82	55
No	4	16	43
Not sure	2	2	2
What type of degree? (BA/BS/MA/PhD)			
AA	11	3	0
BA	85	11	10
MA	2	76	24
PhD	1	7	60
Other	0	1	6
Other	0	1	0
Other	0	0	0

Do you plan on enrolling in any college or university classes in the future?

By - t r r t r

TOTAL	UAA
-------	-----

Future Enrollment Plans

B... t... r... t... r... /... r... r... t... r...

TOTAL		UAA		UAF	UAS
2010	2011	2010	2011	2010	
n=698	n=675	n=399	n=350		

Future Enrollment Plans (cont'd)

	TOTAL		UAA		UAF		UAS	
	2010 n=698	2011 n=342	2010 n=399	2011 n=210	2010 n=215	2011 n=106	2010 n=82	2011 n=26
In what field of study? (Business Administration)								
Business Administration	18	16	19	14	15	15	16	34
Management	17		21		10		8	
Marketing	15	13	14	14	13	9	40	21
Accounting	10	8	8	8	11	7	16	10
Finance	6	9	7	6	6	17		7
International Business	5	7	5	5	7	11		7
Human Resources	5	8	4	8	7	9	4	7
Management Information Systems	4	5	4	6	7	4		
Transportation Management	4	3	4	3	7	4	4	

Future Enrollment Plans, by Type of Degree Recently Obtained

	AA/CT n=299	BA n=513	PhD n=271
Will you be pursuing a degree?			
Yes	63	57	27
No	7	14	39
Not sure	31	30	34
What type of degree? (BA, BS, MA, MS, etc.)			
AA	2	1	0
BA	79	4	6
MA	12	81	16
MS	2		

Education

A t B t
A t t
B / t r K 12
r r & T l t
& t (T)
(K 8)
(7)

M M t
l t
r r t
r r t
r M r r l l
r r t r t

A | k | t t - r | t r
A | r | k | t

What was your hourly wage for your internship?

What was your hourly wage for your internship?

UAA

\$1,500

UAF

\$4,000

\$4,000

\$5,000

\$7,000

t

10 1 Tf (S) Tj ET 0 70.57 BT 41 0 0 41 0 0 Tm /F8.0 1 Tf [

UAS

r
R tr t

In what industry are you currently employed?

UAA

r t
r t
Tr
W

UAF

A
A t
r tr
M r r t / r t
r t
r t tr l

rt rt
t l
rt M rt
rt
rt t r r l
r r
T l wrtr
T r

UAF

A trt rk
A r r t M l
A M T
A t r r t
A l r t
A r r
A r r
A r r
A t t r r
A t t r r
B k T r
B r t x3
r t r
l r
l t
r t r r
r t
M l r
r t A t t
r A r A t t
r l t r
r l t r / r
r t
r t R r l A t t
r t r t r
r l t
H r t r r
B M t r r / t t
t r r t r
t r t l r t l t
T T r r
r t
r t r

T r t / m t
V t r r T l
r
M t r
M t A

M
R
A
t
r
t
t
t
r
t
r

How did you first year about your current position?

UAA

A
A
A
AA
1969
x4
K
W

UAF

A
A-X
A
R
T
B
T
U
V

UAS

A
r
l
x2

t r t
T

U V r U
U t t t U r t
V r
W

UAF

A l r r M A t t r
A t U r t
A r r A t TX
A t U
A U
r
k
W t V r

M A r r r r t w r t
M T
r t l r t t U r t
r t l r A r U r t
U r t
t t U r t
r t t t r t x2
T x T l U r t

U M
U r t r
U r t H
U r t M
U r t r k
U r t r t l T x
U r t T x
U r t T x M Br l
U r t V r t
U M
U r t W l t x2
W A M r r
W l t M
W l t t t U r t
W t r W A U r t

UAS

A r t r l t
B k H t t U r t
M t r r r
M t
M t U r t t r r
U r t l
U t r r
U r t r t k t

What type of degree will you pursue?

UAA

r M

UAF

--

UAS

--

In what field?

UAA

A t T l A r Tr tr
A t A r r r t

r t
r t

K r
R r

UAF

r t
T

K r
r t

UAS

--

... tt l. ☒

f.

5. **While you were attending UA, did you participate in any of the following groups or activities?** (Check all that apply)

7b. What was your hourly wage for your internship?

01! \$0; unpaid

03! \$9.00-\$11.99/hour

05! \$16.00-\$19.99/hour

07! Other

23. Are you currently enrolled in any college or university classes?

- 01! Yes
- 97! Don't know (Skip to Q 24)
- 02! No (Skip to Q 24)

23a. What school are you attending?

UAA

- 01! Anchorage
- 02! Chugiak-Eagle River
- 03! Elmendorf
- 04! Fort Richardson
- 05! Kachemak Bay
- 06! Kenai Peninsula
- 07! Kodiak College
- 08! Mat-Su College
- 09! Prince William Sound Comm. College

UAF

- 10! Fairbanks

- 10! Medical support (Nursing, Social Work, Public Health, Physical/Occupational Therapy)
- 11! Process Technology/Logistics/Project Management
- 12! Rural Development/Tribal Management
- 13! Social Sciences (Anthropology, Psychology)
- 14! Sciences (Biology, Chemistry, Fisheries, etc.)
- 15!

